



Town Council Budget and Capital Project Planning

Budget Workshop Agenda - *October 23rd, 2019*

6:00 pm in Ridgway Town Hall 201 North Railroad Street

1. Legislative Update from Town Attorney
2. Budget Timeline
 - *November 20th – 6:00 – 8:30 PM Workshop #4*
 - *December 11th – Adopt 2020 Budget, including capital projects plan and 2020 strategic plan*
3. 2019 Year End Budget Update
4. 2020 General Fund Budget
 - a. General
 - b. Staffing
 - c. Personnel Regulations and Contracts
 - d. Region 10 and Broadband
 - e. Capital Outlays
 - f. Amelia Street Design in 2020 – from Sept Workshop
 - g. Misc.
 - h. 2020 Funding Requests/ Council Initiatives
 - i. Healthcare and Wellness
5. 2020 Water and Sewer Funds Budgets
6. 2020 Capital Plan: 5 Year/10 Year Plans
7. Summary of Master Plan priorities / Strategic Plan Draft
8. Committee Work Plans
 - a. Planning Commission
 - b. Parks, Trails and Open Space committee
 - c. RCD CAT and Main Street
9. Adjourn

ATTACHMENTS:

- (01) 2020 draft budget*
- (02) 2020 Draft CIP and 5-Year CIP*
- (03) Master Plan Priorities / Strategic Plan Draft*
- (04) GVTPR Priorities for Highways 62 and 550 - draft*

GENERAL FUND						
	October 23, 2019 - DRAFT	2018	2019	AS OF	ESTIMATED	2020
		ACTUAL	ADOPTED	9/1/2019	YR. END 2019	ADOPTED
			BUDGET			BUDGET
	BEGINNING FUND BALANCE	1,324,097	1,229,145		1,386,890	1,463,588
	Amount Reserved for RAMP Cap Project					
	AVAILABLE FUND BALANCE	1,324,097	1,229,145		1,386,890	1,463,588
ACCOUNT #	REVENUES					
	TAXES					
400GOO	Property Tax	259,559	260,065	244,869	259,900	304,310
4001GOO	Property Tax - Bond Repayment	0	19,547	17,995	19,500	0
401GOO	Penalties & Interest - Property Tax	769	500	150	500	500
402GOO	Delinquent Property Tax	70	100	0	0	100
403GOO	Sales Tax	1,034,309	1,000,000	739,210	1,115,000	1,115,000
404GOO	Sales Tax - Food for Home Consumption	68,752	62,000	48,699	70,000	74,500
405GOO	Sales Tax - Capital Improvement Fund	188,048	200,048	133,407	192,646	223,054
4051GOO	Sales Tax - Cap Impr-Food Home Consump	13,754	16,000	9,722	14,000	14,904
406GOO	Penalties & Interest - Sales&Lodging Tax	9,276	4,000	10,032	12,000	8,000
407GOO	Lodging Tax	81,123	72,000	50,958	80,000	80,000
408GOO	Specific Ownership Tax	27,035	25,000	20,495	28,000	28,000
409GOO	Utility Franchise Tax	39,906	40,000	34,984	42,500	42,000
410GOO	Excise Development Tax	0	3,000	15,000	15,000	40,000
	TOTAL	1,722,601	1,702,260	1,325,521	1,849,046	1,930,368
	INTERGOVERNMENTAL					
411GOO	Highway Users	64,709	52,080	46,943	57,000	53,500
412GOO	Motor Vehicle Fees	5,992	6,000	3,518	6,000	6,000
413GOO	Cigarette Tax	2,782	2,700	1,455	2,200	2,200
414GOO	Conservation Trust Fund (Lottery)	10,288	10,000	6,541	11,000	12,000
415GOO	Grants - general	98,789	151,690	67,727	168,150	41,800
416GOO	Road & Bridge Apportionment	22,575	22,612	22,612	22,612	26,382
417GOO	Mineral Lease & Severance Tax	12,722	10,000	0	20,708	10,000
	TOTAL	217,857	255,082	148,796	287,670	151,882
	LICENSES, PERMITS & FEES					
420GOO	Building Permits	82,604	75,000	50,870	60,000	50,000
421GOO	Liquor Licenses	3,610	2,300	4,810	5,400	2,200
422GOO	Sales Tax Licenses	18,570	8,500	5,645	20,000	20,000
430GOO	Marijuana Facility Licenses	3,400	600	9,700	15,700	13,500
423GOO	Planning/Zoning Applications	5,500	5,000	4,500	5,000	5,000
424GOO	Excavation/Encroachment Permits	1,500	2,000	1,480	2,000	2,000
425GOO	Refuse Collection Fees	195,590	154,000	106,520	158,620	156,000
427GOO	USPS Rental Fees	8,230	8,230	5,627	8,500	8,642
428GOO	Parks, Facility & Rights of Way User Fees	1,745	2,000	2,165	2,500	2,500
429GOO	Permits - other (signs, etc)	950	500	495	550	500
431GOO	Short Term Rental Licenses	9,900	2,500	2,700	4,800	10,000
	TOTAL	331,599	260,630	194,512	283,070	270,342
	FINES & FORFEITURES					
435GOO	Court Fines	10,716	12,000	3,606	7,000	10,000
	TOTAL	10,716	12,000	3,606	7,000	10,000
	REIMBURSABLE FEES					
440GOO	Consulting Services Reimbursement	38,049	95,000	34,428	75,000	98,000
441GOO	Labor & Documents Reimbursement	1,597	4,000	1,122	1,400	1,600
442GOO	Bonds & Permits Reimbursement	16,997	10,000	8,155	27,775	10,000
443GOO	Mosquito Control Reimbursement	6,500	8,000	0	8,000	8,000
444GOO	Administrative Reimbursement	3,819	5,000	1,723	3,500	3,500
	TOTAL	66,962	122,000	45,428	115,675	121,100
	MISCELLANEOUS					
450GOO	Donations - parks	75	50	0	0	50
451GOO	Sales - other (copies, equip sales, misc)	261	250	33,397	33,410	250
452GOO	Credits & Refunds - general	9,621	2,000	8,189	13,189	7,500
453GOO	Other - general (T/Clerk & Marshal fees)	4,818	4,000	3,517	3,800	4,000
454GOO	Special Events (festivals,concerts,movies)	32,698	35,000	35,357	38,000	38,000
459GOO	Donations - RCD & MainStreet	900	500	10	1,000	500
455GOO	Interest Income	10,611	5,000	11,075	16,295	10,000
456GOO	Investment Income/Desig Reserves	3,778	2,500	3,077	4,471	3,500
457GOO	Investment Income/Cap Project Reserves	742	400	195	221	200
	TOTAL	63,504	49,700	94,817	110,386	64,000
	TOTAL GENERAL FUND REVENUES	2,413,239	2,401,672	1,812,680	2,652,847	2,547,692
	TOTAL AVAILABLE RESOURCES	3,737,336	3,630,817	1,812,680	4,039,737	4,011,280

GENERAL FUND						
	October 23, 2019 - DRAFT	2018	2019	AS OF	ESTIMATED	2020
		ACTUAL	ADOPTED	9/1/2019	YR. END 2019	ADOPTED
			BUDGET			BUDGET
ACCOUNT #	EXPENDITURES					
	ADMINISTRATIVE SERVICES					
	PERSONNEL					
500GOO	Administrative Wages	434,778	427,917	305,691	450,523	447,650
509GOO	Council Compensation	17,600	19,850	10,050	20,850	22,800
510GOO	Planning Commission Compensation	13,200	17,400	8,700	17,400	17,400
501GOO	Employer Tax Expense	35,013	35,585	24,610	37,391	37,321
502GOO	Health Insurance	66,622	69,264	48,415	71,844	72,684
503GOO	Retirement Fund	14,051	17,117	9,686	14,258	17,906
504GOO	Workers Compensation Insurance	1,020	2,595	2,125	2,200	2,500
	PROFESSIONAL SERVICES					
511GOO	Town Attorney	53,275	70,000	31,371	60,000	55,000
512GOO	Auditing Services	5,900	5,900	6,150	6,150	6,150
514GOO	Consulting Services	2,130	28,000	7,859	15,500	5,000
556GOO	IT Services	5,726	9,309	7,579	11,400	4,136
513GOO	Planning Consulting	86,384	17,000	16,108	16,108	14,000
515GOO	County Treasurer Services	5,208	7,500	4,888	7,200	7,500
519GOO	Contractual Services	48,739	75,000	25,980	55,000	80,000
538GOO	Muni-Revs Services	13,025	10,500	7,206	10,606	12,285
539GOO	Human Resources Consulting	2,803	3,000	2,608	2,608	2,800
516GOO	Refuse Collection Franchise	195,590	154,000	93,027	158,620	156,000
	ADMINISTRATIVE EXPENSE					
520GOO	Insurance (Property & Casualty)	6,215	6,000	1,000	8,000	7,315
521GOO	Conferences, Workshops & Training	3,607	10,000	2,780	3,500	7,500
522GOO	Dues & Memberships	1,848	2,800	3,536	3,562	4,000
523GOO	Council/Pcomm - Conferences & Training	870	4,000	2,051	2,150	4,000
524GOO	Reimbursable Bonds & Permits	9,221	12,500	13,823	22,500	28,000
525GOO	Unemployment Tax (all)	3,291	3,450	1,724	3,350	3,450
526GOO	Life Insurance (all)	512	600	347	525	600
527GOO	Personnel - Recruitment/Testing	312	1,500	1,557	5,000	1,500
536GOO	Wellness Program	11,769	16,350	4,006	12,833	16,566
528GOO	Other - admin.	221	1,000	299	1,000	1,000
	OFFICE EXPENSE					
540GOO	Printing & Publishing	1,577	2,500	407	1,000	1,500
541GOO	Office Supplies	4,951	6,000	2,889	5,000	5,000
542GOO	Utilities	1,428	1,600	933	1,500	1,600
543GOO	Telephone	1,999	3,500	1,372	2,060	3,000
544GOO	Elections	45	2,500	117	117	2,500
530GOO	Computer	2,637	3,482	1,403	1,403	860
545GOO	Janitorial Services	6,800	6,800	2,267	3,875	6,800
546GOO	Council/PCommission - Materials/Equipment	450	1,000	1,244	1,245	1,000
547GOO	Records Management	303	250	11	250	500
548GOO	Office Equipment - Leases	3,192	3,000	1,698	3,250	3,250
549GOO	Office Equipment - Maintenance/Repairs	0	700	0	0	700
550GOO	Filing Fees/Recording Costs	235	850	806	1,000	850
551GOO	Postage - general	1,885	1,000	515	950	1,000
552GOO	GIS Mapping - admin	4,465	5,000	975	2,000	2,000
553GOO	Meetings & Community Events	6,367	14,000	2,644	14,000	10,000
554GOO	Website Maintenance	0	3,000	0	0	0
537GOO	Bank & Misc. Fees & Charges	1,404	3,500	1,050	2,000	2,500
	COMMUNITY & ECONOMIC DEVELOPMENT					
529GOO	Tourism Promotion	55,837	50,400	26,848	56,000	56,000
531GOO	Community Outreach	2,932	2,500	435	1,500	3,000
532GOO	Creative District	5,547	33,000	4,182	28,000	25,150
533GOO	Main Street Program & Economic Developmn	20,864	10,000	2,617	2,617	2,000
781POO	Events and Festivals	50,446	59,000	52,072	54,000	66,000
5075GO1	Region 10 & Broadband Participation	62,396	50,000	1,207	50,000	1,327

GENERAL FUND						
	October 23, 2019 - DRAFT	2018	2019	AS OF	ESTIMATED	2020
		ACTUAL	ADOPTED	9/1/2019	YR. END 2019	ADOPTED
			BUDGET			BUDGET
	VEHICLE EXPENSE					
560GOO	Gas & Oil	0	1,000	0	0	0
561GOO	Vehicle Maintenance & Repair	0	500	0	0	0
	CAPITAL OUTLAY					
571GOO	Office Equipment Purchase	2,755	8,500	4,996	8,000	8,500
	DEBT SERVICE					
591GOO	RAMP Bond-BB&T Governmental Financing	116,553	118,681	16,841	118,681	116,055
	COUNCIL INITIATIVES					
5010GO1	Uncompahgre Volunteer Legal Aid	3,000	3,000	0	3,000	
5015GO1	Partners Program	1,000	1,000	0	1,000	1,000
5020GO1	Colorado West Land Trust	0	2,000	2,000	2,000	
5025GO1	Voyager Program	7,000	7,000	7,000	7,000	7,000
5030GO1	Juvenile Diversion	5,000	6,500	6,500	6,500	
5040GO1	Other Contributions	5,565	12,500	3,000	3,700	6,000
5050GO1	KVNF Radio	1,000	1,000	0	1,000	
5055GO1	Center for Mental Health	500	500	0	500	
5060GO1	Second Chance Humane Society	6,500	6,500	0	6,500	9,997
5065GO1	Neighbor to Neighbor Program	1,000	1,000	0	1,000	
5070GO1	Affordable Housing	0	1,500	0	1,500	1,500
5085GO1	Eco Action Partners	5,000	5,000	0	5,000	6,000
5095GO1	Student Scholarship	1,000	1,000	1,000	1,000	
5100GO1	Public Art Ridgway Colorado	3,000	3,000	3,000	3,000	3,000
5105GO1	CO Mountain Bike Assoc - Ridgway Chapter	1,000	1,000	0	1,000	
5110GO1	Uncompahgre Watershed Partnership	3,000	3,000	3,000	3,000	3,000
5115GO1	George Gardner Scholarship Fund	0	1,000	1,000	1,000	1,000
5120GO1	Ouray County Soccer Association	3,000	2,000	0	2,000	
5130GO1	ADA Small Business Grant	0	2,500	0	0	
5135GO1	Sherbino Theater	5,000	5,000	0	5,000	5,000
5136GO1	Ouray County Food Pantry	900	1,000	0	1,000	
	Weehawken Creative Arts					5,000
	Friends of Colorado Avalanche Info Center					1,500
	SUBTOTAL COUNCIL INITIATIVES	52,465	67,000	26,500	55,700	43,497
	ADMINISTRATIVE EXPEND. SUBTOTAL	1,446,463	1,487,400	797,205	1,434,226	1,399,652

GENERAL FUND						
	October 23, 2019 - DRAFT	2018	2019	AS OF	ESTIMATED	2020
		ACTUAL	ADOPTED	9/1/2019	YR. END 2019	ADOPTED
			BUDGET			BUDGET
ACCOUNT #	EXPENDITURES					
	STREETS & MAINTENANCE					
	PERSONNEL					
600GO2	Streets Wages	101,374	94,053	65,100	93,928	95,750
605GO2	Streets - Seasonal Wages	81	2,500	1,026	1,026	0
601GO2	Employer Tax Expense	7,049	7,386	5,054	7,264	7,325
602GO2	Health Insurance	16,122	20,055	12,659	20,408	22,244
603GO2	Retirement Fund	3,627	3,762	2,604	3,757	3,830
604GO2	Workers Compensation Insurance	4,621	4,985	0	4,674	4,000
	ADMINISTRATIVE EXPENSE					
613GO2	Office - miscellaneous	752	750	143	500	750
621GO2	Workshops & Training	0	3,000	591	1,000	1,500
628GO2	Other - streets	0	500	0	0	500
614GO2	Consulting & Contractual Services	17,207	225,200	66,303	206,500	17,000
615GO2	IT Services	178	846	622	1,000	1,900
	OPERATING EXPENSE					
631GO2	Maintenance & Repairs	4,376	8,500	24	4,000	6,000
632GO2	Supplies & Materials	1,709	5,000	757	2,000	3,000
635GO2	Gravel & Sand	3,302	30,000	2,382	5,500	30,000
636GO2	Dust Prevention (mag chloride)	29,050	40,000	30,600	37,080	40,000
637GO2	Paving & Maintenance	6,310	6,500	5,510	5,510	51,000
667GO2	Street Sweeping	6,280	7,000	2,650	4,100	10,000
633GO2	Tools	171	500	0	500	500
638GO2	Street Lighting	4,098	10,000	2,966	5,400	7,500
639GO2	Street Signs	2,097	5,000	2,321	2,500	3,500
634GO2	Safety Equipment	600	1,000	368	1,000	1,000
682GO2	Tree Trimming - Rights-of-Ways	644	3,000	0	3,000	6,000
666GO2	Landscaping - Rights-of-Ways					20,500
663GO2	Storm Drainage	4,950	40,000	0	0	40,000
662GO2	Snow Removal Equipment & Services	10,284	12,100	8,256	12,100	12,100
	SHOP EXPENSE					
642GO2	Utilities	2,092	2,400	1,797	3,000	3,000
643GO2	Telephone	1,211	1,450	870	1,305	1,500
630GO2	Computer	2,199	317	128	128	1,260
	VEHICLE EXPENSE					
660GO2	Gas, Oil & Diesel	5,033	5,500	3,408	5,800	5,500
661GO2	Vehicle & Equip Maintenance & Repair	3,136	8,000	5,965	8,000	8,000
	DEBT SERVICE					
691GO2	Equipment Leases - CAT Equipment	6,306				
	CAPITAL OUTLAY					
670GO2	Vehicle Purchase		30,000	31,250	31,250	
671GO2	Office Equipment Purchase	25	500	0	0	500
672GO2	Equipment Purchase	11,117	28,750	18,732	18,732	
	STREETS & MAINT. EXP. SUBTOTAL	256,001	608,554	272,086	490,962	405,659

GENERAL FUND						
	October 23, 2019 - DRAFT	2018	2019	AS OF	ESTIMATED	2020
		ACTUAL	ADOPTED	9/1/2019	YR. END 2019	ADOPTED
			BUDGET			BUDGET
ACCOUNT #	EXPENDITURES					
	PARKS, FACILITIES & ENVIRONMENT					
	PERSONNEL					
700POO	Parks Maintenance Wages	27,630	12,000	8,281	14,565	30,720
706POO	Parks Maintenance - Seasonal Wages	42,015	75,500	48,447	63,577	58,000
701POO	Employer Tax Expense	5,146	6,694	4,353	5,978	6,787
702POO	Health Insurance	0	2,865	2,000	4,000	9,018
703POO	Retirement Fund	0	480	331	582	1,229
704POO	Workers Compensation Insurance	5,759	4,920	2,146	4,609	2,900
	ADMINISTRATIVE EXPENSE					
719POO	Contractual Services	5,937	2,000	2,843	5,843	9,000
720POO	Insurance (Property & Casualty)	6,000	6,459	5,719	6,459	7,314
721POO	Workshops & Training	0	2,000	340	361	1,500
728POO	Other - parks	0	500	0	0	500
	COMMUNITY CENTER					
732PO1	Supplies - community center	3,001	4,000	1,718	3,000	3,000
742PO1	Utilities - community center	1,428	1,600	933	1,450	1,500
779PO1	Janitorial Services - community center	6,800	6,800	2,267	2,875	6,800
731PO1	Maintenance & Repairs - community center	14,807	5,000	589	1,500	5,000
	OPERATING EXPENSE					
731POO	Maintenance & Repair	1,648	5,000	5,877	7,000	22,000
732POO	Supplies & Materials	26,867	21,000	10,291	17,000	24,000
733POO	Tools	0	3,000	1,969	2,000	2,500
734POO	Safety Equipment	44	600	53	53	500
741POO	Telephone	0	250	0	0	250
742POO	Utilities	3,656	4,000	5,329	7,000	7,000
729POO	IT Services		846	387	635	1,856
730POO	Computer		317	128	128	860
779POO	Janitorial Service - parks	3,000	3,000	1,000	2,000	3,000
765POO	River Corridor Maintenance&Gravel Removal	7,365	5,000	0	0	5,000
767POO	Urban Forest Management	10,000	10,000	4,650	10,000	20,000
768POO	Mosquito Control	9,280	12,000	8,913	10,308	12,000
769POO	Weed Control	0	500	0	0	500
	VEHICLE EXPENSE					
760POO	Gas & Oil	1,052	1,400	1,372	2,500	2,500
761POO	Vehicle & Equipment Maint & Repair	2,147	3,000	1,011	3,200	3,500
	CAPITAL OUTLAY					
772POO	Equipment Purchase		23,250	18,349	18,349	3,100
775POO	Park Improvements	4,000	25,000	13,759	19,300	650
	PARKS & FACILITIES EXPEND. SUBTOTAL	187,582	248,981	153,055	214,272	252,484

GENERAL FUND						
	October 23, 2019 - DRAFT	2018	2019	AS OF	ESTIMATED	2020
		ACTUAL	ADOPTED	9/1/2019	YR. END 2019	ADOPTED
			BUDGET			BUDGET
ACCOUNT #	EXPENDITURES					
	LAW ENFORCEMENT					
	PERSONNEL					
800GO3	Law Enforcement Wages	169,792	159,120	107,826	155,903	160,000
809GO3	Law Enforcement - Part Time Wages	42,976	66,600	46,358	66,600	66,600
807GO3	Municipal Judge	1,518	1,656	1,104	1,656	1,656
808GO3	Municipal Court Clerk	4,140	4,140	2,760	4,140	4,140
805GO3	Housing Stipend	20,815	18,000	8,000	18,000	18,000
801GO3	Employer Tax Expense	16,552	19,088	12,091	17,465	19,155
802GO3	Health Insurance	28,314	34,380	21,855	34,353	36,072
803GO3	Retirement Fund	4,733	6,365	3,307	5,036	6,400
804GO3	Workers Compensation Insurance	7,993	8,928	8,500	8,928	7,400
	OFFICE EXPENSE					
819GO3	Contractual Services	6,983	35,658	4,274	31,143	3,200
820GO3	IT Services	973	4,080	2,966	4,100	2,937
822GO3	Dues & Memberships	583	750	0	450	500
841GO3	Office Supplies	1,524	1,500	1,063	1,500	1,500
842GO3	Utilities	1,428	1,600	933	1,470	1,600
843GO3	Telephone	4,090	4,000	3,089	4,650	4,500
830GO3	Computer	2,170	1,551	938	938	860
849GO3	Office Equip - Maintenance/Repairs		100	0	0	100
	OPERATING EXPENSE					
832GO3	Equipment & Supplies	5,484	7,000	1,250	4,000	12,000
821GO3	Conferences, Workshops & Training	6,373	7,000	1,436	2,000	4,000
883GO3	Uniforms	2,144	3,000	1,583	3,000	3,000
884GO3	Traffic & Investigations	67	2,000	1,065	1,750	2,000
886GO3	Testing & Examinations	0	500	193	193	400
828GO3	Other - law enforcement	1,060	1,500	220	200	1,000
885GO3	Dispatch Services	35,530	44,214	33,154	44,214	40,015
834GO3	Multi-Jurisdictional Program Participation	6,000	6,000	6,000	6,000	6,000
835GO3	Community Outreach Programs	0	1,000	0	0	500
	VEHICLE EXPENSE					
860GO3	Gas & Oil	7,434	7,500	4,385	7,500	7,500
862GO3	Radio/Radar Repair	371	750	216	500	12,000
861GO3	Vehicle Maintenance & Repair	5,758	8,000	5,327	8,000	8,000
	CAPITAL OUTLAY					
870GO3	Vehicle Purchase	72,713	0	0	0	
871GO3	Office Equipment Purchase	2,882	8,000	2,552	3,000	
	LAW ENFORCEMENT EXP. SUBTOTAL	460,400	463,980	282,445	436,689	431,035

GENERAL FUND						
	October 23, 2019 - DRAFT	2018	2019	AS OF	ESTIMATED	2020
		ACTUAL	ADOPTED	9/1/2019	YR. END 2019	ADOPTED
			BUDGET			BUDGET
	TOTAL GENERAL FUND EXPENDITURES	2,350,446	2,808,915	1,504,791	2,576,149	2,488,830
TRANSFER CAPITAL PROJECT - Heritage Park Improvements						35,000
	TOTAL TRANS. TO CAPITAL PROJECTS	0	0	0	0	35,000
	Retirement & Severance Pay Out		20,000		0	
	Emergency Reserves		20,000		0	
	ENDING GENERAL FUND BALANCE	1,386,890	781,902		1,463,588	1,487,450
	Restricted for Capital Improvement Fund		0			0
	(per GASBY 54)					

WATER ENTERPRISE FUND						
		2018	2019	AS OF	ESTIMATED	2020
		ACTUAL	ADOPTED	9/1/2019	YR. END 2019	ADOPTED
			BUDGET			BUDGET
	BEGINNING FUND BALANCE	500,263	524,581		561,429	674,257
ACCOUNT#						
460WOO	Water Service Charges	426,870	514,380	405,265	564,000	672,000
461WOO	Penalty Fees on Water Charges	3,340	3,000	2,210	2,865	3,000
462WOO	Transfer fees - water	561	750	480	560	550
464WOO	Material/Labor Reimbursement - water	12,906	20,000	5,780	7,250	20,000
463WOO	Tap Fees - water	60,150	66,000	21,000	31,000	100,000
465WOO	Other - water	0	37,500	0	0	37,500
456WOO	Investment Income/Desgn Reserves	7,878	4,500	7,627	11,020	8,000
	TOTAL WATER FUND REVENUES	511,705	646,130	442,362	616,695	841,050
	TOTAL AVAILABLE RESOURCES	1,011,968	1,170,711	442,362	1,178,124	1,515,307
	EXPENDITURES					
	PERSONNEL					
900WOO	Water Wages	123,758	121,170	93,469	126,692	109,950
905WOO	Water - Seasonal Wages	1,809	3,600	1,479	1,479	0
901WOO	Employer Tax Expense	9,144	9,545	6,820	9,805	8,411
902WOO	Health Insurance	21,504	25,785	16,004	23,879	23,447
903WOO	Retirement Fund	4,317	4,847	3,533	4,669	4,398
904WOO	Workers Compensation Insurance	6,116	5,225	5,436	4,915	4,000
	ADMINISTRATIVE EXPENSE					
920WOO	Insurance (Property & Casualty)	6,959	7,403	7,425	7,425	7,314
921WOO	Workshops & Training	885	2,500	1,151	2,200	2,500
919WOO	Wellness Program	1,399	1,650	799	1,650	1,866
914WOO	Consulting & Engineering Services	22,065	90,500	18,645	54,000	27,350
917WOO	IT Services	419	846	2,046	2,690	2,250
912WOO	Auditing Services	3,000	3,000	3,075	3,075	3,075
911WOO	Legal Services	1,381	25,000	1,425	2,500	25,000
918WOO	Permits - water	310	1,650	310	1,650	1,650
	OFFICE EXPENSE					
913WOO	Office - misc	1,363	2,500	1,145	2,000	2,500
915WOO	Dues & Memberships	186	400	149	225	250
916WOO	Filing Fees/Recording Costs	214	200	21	50	150
942WOO	Utilities	10,153	12,000	8,111	12,000	12,500
943WOO	Telephone	2,326	2,450	1,749	2,500	2,500
930WOO	Computer	3,188	317	128	128	1,460
941WOO	Office Supplies	1,057	2,000	1,221	1,500	1,500
947WOO	Records Management	112	250	0	100	100
948WOO	Office Equipment - Leases	408	500	196	336	350
949WOO	Office Equipment - Maint & Repairs	200	250	0	0	250
951WOO	Postage - water	1,945	2,000	1,554	1,950	2,000
952WOO	GIS Mapping - water	4,450	4,500	975	2,000	4,000
	OPERATING EXPENSE					
931WOO	Maintenance & Repairs	55,974	155,000	9,473	20,000	108,000
932WOO	Supplies & Materials	14,384	10,000	12,014	28,800	28,000
933WOO	Tools	171	1,000	0	500	500
988WOO	Taps & Meters	19,105	20,000	4,979	10,000	20,000
989WOO	Plant Expenses - water	19,800	22,000	13,200	22,000	22,000
934WOO	Safety Equipment	727	1,600	445	1,000	1,800
990WOO	Testing - water	3,958	4,500	2,602	4,500	4,500
987WOO	Weed Control	0	5,000	0	5,000	5,000
928WOO	Other - water	175	550	308	308	250
	VEHICLE EXPENSE					
960WOO	Gas & Oil	5,078	4,500	2,944	4,500	4,500
961WOO	Vehicle & Equipment Maint & Repair	3,128	6,000	5,097	7,000	6,000

WATER ENTERPRISE FUND						
		2018	2019	AS OF	ESTIMATED	2020
		ACTUAL	ADOPTED	9/1/2019	YR. END 2019	ADOPTED
			BUDGET			BUDGET
	<i>CAPITAL OUTLAY</i>					
971WOO	Office Equipment Purchase	25	500	135	135	1,000
972WOO	Equipment Purchase	5,256	46,250	45,257	45,257	
	<i>DEBT SERVICE</i>					
991WOO	Equipment Leases - CAT Equipment	6,306				
997WOO	Debt Service - CWCB (1)	7,571	7,571	7,571	7,571	7,568
992WOO	Debt Service - DOLA	9,795	9,795	9,795	9,795	9,795
993WOO	Debt Service - CWRPDA	22,500	22,500	11,250	22,500	22,500
994WOO	Debt Service - Bank of Colorado	17,000	14,665	6,706	14,665	0
998WOO	Debt Service - CWCB (2)	30,918	30,918	0	30,918	30,918
	TOTAL WATER FUND EXPENDITURES	450,539	692,437	308,642	503,867	521,102
	Retirement & Severance Payout		8,000		0	
	Emergency Reserves		20,000		0	
	ENDING WATER FUND BALANCE	561,429	450,274		674,257	994,205

SEWER ENTERPRISE FUND						
		2018	2019	AS OF	ESTIMATED	2020
		ACTUAL	ADOPTED	9/1/2019	YR. END 2019	ADOPTED
			BUDGET			BUDGET
	BEGINNING SEWER FUND BALANCE	781,610	852,039		899,731	917,644
ACCOUNT#						
	REVENUES					
460SOO	Sewer Service Charges	312,679	311,000	210,053	314,500	315,000
461SOO	Penalty Fees on Sewer Charges	3,215	3,000	2,210	2,865	3,000
462SOO	Transfer Fees - sewer	520	750	420	500	500
464SOO	Material/Labor Reimbursement - sewer	0	3,000	0	0	1,500
463SOO	Tap Fees - sewer	58,640	66,000	18,500	29,000	100,000
465SOO	Other - sewer	0	100	0	0	0
456SOO	Investment Income - Desgn Reserves	13,493	8,000	13,286	19,300	15,000
	TOTAL SEWER FUND REVENUES	388,547	391,850	244,469	366,165	435,000
	TOTAL AVAILABLE RESOURCES	1,170,157	1,243,889	244,469	1,265,896	1,352,644
	EXPENDITURES					
	PERSONNEL					
900SOO	Sewer Wages	102,691	99,863	78,705	105,499	89,052
905SOO	Sewer-Seasonal Wages	900	3,600	201	201	0
901SOO	Employer Tax Expense	7,526	7,915	5,599	8,086	6,812
902SOO	Health Insurance	16,128	20,055	12,004	17,879	17,435
903SOO	Retirement Fund	3,482	3,995	2,943	3,822	3,562
904SOO	Workers Compensation Insurance	4,846	3,402	3,402	3,091	2,750
	ADMINISTRATIVE EXPENSE					
920SOO	Insurance (Property & Casualty)	6,451	7,403	7,425	7,425	7,315
921SOO	Workshops & Training	330	1,500	786	1,000	1,500
914SOO	Consulting & Engineering Services	12,990	7,500	12,522	17,400	14,750
917SOO	IT Services	419	846	2,122	2,750	2,250
912SOO	Auditing Services	2,900	2,900	3,075	3,075	3,075
911SOO	Legal Services	49	3,000	0	0	1,000
919SOO	Wellness Program	1,399	1,650	799	1,650	1,868
	OFFICE EXPENSE					
913SOO	Office - misc	1,221	2,500	624	1,000	2,500
915SOO	Dues & Memberships	186	400	149	225	300
916SOO	Filing Fees/Recording Costs	79	100	32	50	100
941SOO	Office Supplies	989	2,000	1,001	1,500	1,500
942SOO	Utilities	39,366	45,000	26,769	45,000	45,000
943SOO	Telephone	1,394	1,600	1,042	1,570	1,600
930SOO	Computer	2,913	317	128	128	1,260
947SOO	Records Management	112	150	0	100	150
948SOO	Office Equipment - Leases	336	500	196	336	500
949SOO	Office Equipment - Maint & Repairs	200	250	0	0	250
951SOO	Postage - sewer	1,232	2,000	1,069	1,450	2,000
952SOO	GIS Mapping - sewer	4,524	4,000	975	2,000	4,000
	OPERATING EXPENSE					
931SOO	Maintenance & Repairs	16,010	32,500	21,655	38,000	32,500
932SOO	Supplies & Materials	3,922	10,000	2,662	7,500	10,000
933SOO	Tools	171	1,000	0	500	500
918SOO	Testing & Permits	4,060	4,400	3,034	4,400	4,400
928SOO	Other - sewer	175	550	308	308	250
934SOO	Safety Equipment	493	1,600	445	1,000	1,800
987SOO	Weed Control	0	500	0	0	500
	VEHICLE EXPENSE					
960SOO	Gas & Oil	3,422	4,000	2,312	4,000	4,000
961SOO	Vehicle & Equipment Maint & Repairs	2,010	6,000	4,280	6,000	6,000

SEWER ENTERPRISE FUND						
		2018	2019	AS OF	ESTIMATED	2020
		ACTUAL	ADOPTED	9/1/2019	YR. END 2019	ADOPTED
			BUDGET			BUDGET
	DEBT SERVICE					
991SOO	Equipment Leases - CAT Equipment	6,305				
996SOO	Debt Service - DOLA	15,915	15,915	15,915	15,915	15,915
	CAPITAL OUTLAY					
971SOO	Office Equipment Purchase	25	500	135	135	1,000
972SOO	Equipment Purchase	5,255	44,250	45,257	45,257	
978SOO	Bio-Solid Removal					
	TOTAL SEWER FUND EXPENDITURES	270,426	343,661	257,571	348,252	287,394
	Retirement & Severance Payout		8,000			
	Emergency Reserves		20,000			
	ENDING SEWER FUND BALANCE	899,731	872,228		917,644	1,065,250

CAPITAL PROJECTS FUND - Highway Enhancement Funds - Phase 5						
		2018	2019	AS OF	ESTIMATED	2020
		ACTUAL	ADOPTED	9/1/2019	YR. END 2019	ADOPTED
			BUDGET			BUDGET
ACCOUNT#						
	REVENUES					
1500A	Grant from CDOT	75,550				
	Town Funding					
	TOTAL REVENUES	75,550	0	0	0	
	PROJECT EXPENDITURES					
CP1500	Design & Engineering & Constr Mngmt					
CP1501	Construction	2,330				
	TOTAL EXPENDITURES	2,330	0	0	0	

CAPITAL PROJECTS FUND - RAMP Project Note Account						
		2018	2019	AS OF	ESTIMATED	2020
		ACTUAL	ADOPTED	9/1/2019	YR. END 2019	ADOPTED
			BUDGET			BUDGET
ACCOUNT#						
	REVENUES					
4001GOO	Property Tax		19,547	17,995		
	Transfer from restricted Cap Imprv Acc	116,553	99,134			
	TOTAL REVENUES	116,553	118,681	17,995	0	0
	PROJECT EXPENDITURES					
591GOO	Note Principal & Interest Payment Amt	116,553	118,681	16,841		
	TOTAL EXPENDITURES	116,553	118,681	16,841	0	0

CAPITAL PROJECTS FUND - Space to Create						
		2018	2019	AS OF	ESTIMATED	2020
		ACTUAL	ADOPTED	9/1/2019	YR. END 2019	ADOPTED
			BUDGET			BUDGET
ACCOUNT#						
	REVENUES					
1700A	Boettcher Foundation Grant					
1700B	Dept of Local Affairs - Planning Grant					
1700C	Dept of Local Affairs - Prop Acq Grant					
1700D	Boettcher Foundation - PreDev Grant		100,000	100,000	100,000	
1700E	Dept of Local Affairs - PreDev Grant		325,000	150,000	150,000	175,000
1700F	CO CreativeIndust's - PreDev Grant					
1700G	Misc Grants - Pre Development	2,500	75,000	0	0	80,000
1700H	Property Taxes Received at Closing					
	Town Funding					
	TOTAL REVENUES	2,500	500,000	250,000	250,000	255,000
	PROJECT EXPENDITURES					
CP1700	Property Option					
CP1701	Affordable Housing Study					
CP1702	Arts Market Study					
CP1703	Property Acquisition					
CP1704	Legal, Survey, Closing Fees					
CP1705	Property Taxes 1/1-10/3/2017	3,575				
CP1706	Pre-Development Phase	150,000	500,000	250,000	250,000	255,000
	TOTAL EXPENDITURES	153,575	500,000	250,000	250,000	255,000

CAPITAL PROJECTS FUND - Athletic Park Pavilion						
		2018	2019	AS OF	ESTIMATED	2020
		ACTUAL	ADOPTED	9/1/2019	YR. END 2019	ADOPTED
			BUDGET			BUDGET
ACCOUNT#						
	REVENUES					
1900A	Private Donations		0	0	40,000	335,000
	TOTAL REVENUES		0	0	40,000	335,000
	PROJECT EXPENDITURES					
CP1900	Design		0	0	24,330	14,250
CP1901	Construction		0	0	0	335,828
CP1902	Bank Fees				296	296
	TOTAL EXPENDITURES	0	0	0	24,626	350,374

CAPITAL PROJECTS FUND - Heritage Park Improvements						
		2018	2019	AS OF	ESTIMATED	2020
		ACTUAL	ADOPTED	9/1/2019	YR. END 2019	ADOPTED
			BUDGET			BUDGET
ACCOUNT#						
	REVENUES					
2000A	Main Street Mini-Grant					15,000
	Town Contribution					35,000
	TOTAL REVENUES					50,000
	PROJECT EXPENDITURES					
CP2000	Construction					50,000
	TOTAL EXPENDITURES					50,000

Fund	Fund Sub-Category	Project Description	Total Estimated Cost (\$)	Budget Line Item	Lodging Tax Eligible?	.6% CIP Funds (Yes/No)	Outlay or Project?	Timeline	Budgeted Town Cash	Grant Funds	Loan Funds	Other Potential Funding Sources
General Fund	Parks, Trails and Urban Forest Management	Athletic Park - Pavilion: concession stand, seating, storage shed, drainage improvements, etc.	\$375,000	CIP	Yes	Yes	Project	Current	\$0	\$375,000	\$0	FHC; CIP; OCSA, Donations; \$25k inkind
General Fund	Parks, Trails and Urban Forest Management	Rollans Park - Acquire Trail Easement (north to Unc River Trail)		CIP	Yes	Yes	Project	Current			\$0	GOCO, Donations, Trails Group, Private Property Owners
General Fund	Parks, Trails and Urban Forest Management	Athletic Park- improve baseball field	\$10,000		Yes	Yes	Project	Current	\$5,000	\$5,000	\$0	private/user group donations
General Fund	Parks, Trails and Urban Forest Management	Townwide - Parks and Trails Map Update	\$10,000		Yes	Yes	Project	Current	\$5,000	\$5,000	\$0	DoLA Planning Grant
General Fund	Parks, Trails and Urban Forest Management	Heritage Park - irrigation and landscaping (Phase 1)	\$50,000	CIP	Yes	Yes	Project	Current	\$35,000	\$15,000	\$0	CIP, DoLA MS mini grants 2019-2020
General Fund	Parks, Trails and Urban Forest Management	Heritage Park - Landscaping at Visitor's Center, Gazebo, Bike Shelter	\$97,750		Yes	Yes	Project	5-Year CIP				
General Fund	Parks, Trails and Urban Forest Management	Hartwell Park - Expand Restroom Facility	\$150,000		Yes	Yes	Project	5-Year CIP				FHC; CIP; GOCO; Donations
General Fund	Parks, Trails and Urban Forest Management	Hartwell Park - Re-roof Pavilion (\$16,000) and replace any necessary beams, remove trees impacting structure	\$75,000		Yes	Yes	Project	5-Year CIP				FHC; CIP
General Fund	Parks, Trails and Urban Forest Management	Dog Park	\$25,000		Yes	Yes	Project	5-Year CIP				FHC; CIP; GOCO; Donations
General Fund	Parks, Trails and Urban Forest Management	Dennis Weaver Memorial Park - Vault Restroom Facility	\$120,000		Yes	Yes	Project	5-Year CIP				FHC; CIP
General Fund	Parks, Trails and Urban Forest Management	RiverWay Trail - Regional Partnership to build Unc River Trail Montrose to Ouray	\$60,000		Yes	Yes	Project	5-Year CIP				FHC; CIP; GOCO; City/County Ouray & Montrose
General Fund	Parks, Trails and Urban Forest Management	River Corridor Master Plan: Rollans Park + DWMP + Town River Corridor	\$70,000		Yes	Yes	Project	5-Year CIP				FHC; CIP; DoLA; GOCO
General Fund	Parks, Trails and Urban Forest Management	Rollans Park - Restoration Project: In-Stream Improvements	\$400,000		Yes	Yes	Project	5-Year CIP				FHC; CIP; GOCO; DoLA
General Fund	Parks, Trails and Urban Forest Management	Gateway Signage	\$120,000		Yes	Yes	Project	5-Year CIP				CIP; DoLA
General Fund	Parks, Trails and Urban Forest Management	Athletic Park - 3rd soccer field and drainage	\$150,000		Yes	Yes	Project	10-Year CIP				GOCO, Donations, OCSA, Solar Ranches, Stakeholders, School District
General Fund	Parks, Trails and Urban Forest Management	Athletic Park - groundwater management	\$100,000		Yes	Yes	Project	10-Year CIP				
General Fund	Parks, Trails and Urban Forest Management	Athletic Park - tot lot	\$25,000		Yes	Yes	Project	10-Year CIP				
General Fund	Parks, Trails and Urban Forest Management	Athletic Park - sand volleyball court	\$16,000		Yes	Yes	Project	10-Year CIP				
General Fund	Parks, Trails and Urban Forest Management	Athletic Park - renovation of and new baseball field	\$150,000		Yes	Yes	Project	10-Year CIP				
General Fund	Parks, Trails and Urban Forest Management	Heritage Park - Solar Array and EV Parking Stations	\$69,000		Yes	Yes	Project	10-Year CIP				
General Fund	Parks, Trails and Urban Forest Management	Heritage Park - 2019 full plan implementation with Visitor's Center improvements	\$750,000		Yes	Yes	Project	10-Year CIP				

General Fund	Parks, Trails and Urban Forest Management	Implementation of River Corridor Plan (North / South Corridor)	\$500,000		Yes	Yes	Project	10-Year CIP				GOCO, Donations, Stakeholders
General Fund	Parks, Trails and Urban Forest Management	Green Street Park - Completion of Green Street Park Plan Improvements	\$2,000,000		Yes	Yes	Project	10-Year CIP				GOCO, Donations, Stakeholders
General Fund	Streets and Stormwater	Drainage Improvements - Hyde from Amelia to Elizabeth			Yes	Yes	Project	Current	\$0		\$0	CIP; Stormwater Fund (future)
General Fund	Streets and Stormwater	Drainage improvements at Market/Lupita alley south of Highway 62	\$40,000	663G02	Yes	Yes	Project	Current	\$40,000	\$0	\$0	CIP; Property Owners
General Fund	Streets and Stormwater	Amelia Street Design; CR 5 to Yates Subdiv				Yes	Project	Current				CIP
General Fund	Streets and Stormwater	Striping - stop bars, parking, ADA, etc.	\$35,000				Project	Current	\$35,000	\$0	\$0	CIP
General Fund	Streets and Stormwater	Install Priority Sidewalks: west side of Amelia, Clinton to Charles	\$400,000				Project	5-Year CIP				CIP; CDoT; DoLA
	Streets and Stormwater	Install Sidewalk: Clinton, Laura to Amelia to School	\$350,000									
General Fund	Streets and Stormwater	Chip Seal/ Hard-surface Amelia Street, CR5 to HWY62 - chip seal/asphalt (\$160,000)	\$160,000		Yes		Project	5-Year CIP				CIP; Property Owners; County
General Fund	Streets and Stormwater	Town-wide storm water drainage improvements	\$1,500,000				Project	5-Year CIP				CWRPDA, CDPHE, DoLA
General Fund	Streets and Stormwater	Construct Lena Street (Otto to Charles)	\$645,000				Project	5-Year CIP				CIP; Private Development; town 40%
General Fund	Streets and Stormwater	Chip Seal/ Hard-surface N Cora St and Charles, alley to alley through intersection	\$45,000				Project	5-Year CIP				CIP
General Fund	Streets and Stormwater	Chip Seal/ Hard-surface chipeta /sabeta					Project	5-Year CIP				CIP
General Fund	Streets and Stormwater	Drainage Improvements - Amelia from SH62 north	\$150,000				Project	5-Year CIP				CIP; Stormwater Fund (future)
General Fund	Streets and Stormwater	Drainage Improvements - Charles St drainage east of Lena to RR St	\$150,000				Project	5-Year CIP				CIP; Stormwater Fund (future)
General Fund	Streets and Stormwater	Secure Long-Term Gravel Resources	\$100,000				Project	5-Year CIP				CIP; Ouray County
General Fund	Streets and Stormwater	Acquisition of South Railroad Street					Project	5-Year CIP				CIP; DoLA; CDoT
General Fund	Streets and Stormwater	Asphalt overlay maintenance					Outlay	5-Year CIP				
General Fund	Streets and Stormwater	Transition to more efficient, architectural street lighting	\$195,000				Project	5-Year CIP				CIP, Colorado Energy Office, SMPA
General Fund	Streets and Stormwater	Public Parking Lot Expansion (2 at North Library)	\$155,000				Project	5-Year CIP				CIP; DoLA
General Fund	Streets and Stormwater	Chip Sealing/ Hard-surfacing Town Streets	\$8,252,258				Project	10-Year CIP				CIP, Bond, Special District
General Fund	Streets and Stormwater	Improve Park-n-Ride Lot at Fairgrounds; Improve drainage	\$69,000				Project	10-Year CIP				CIP, San Miguel and Montrose local govt
General Fund	Streets and Stormwater	Storm Drains (Hyde, Mary to Charles and SMPA)	\$150,000				Project	10-Year CIP				CIP
General Fund	Streets and Stormwater	Install Sidewalks throughout Town	\$1,500,000				Project	10-Year CIP				Special District, CIP, Bond
General Fund	Buildings and Facilities	Housing funds (Influx of state funds and strategy, OCHAC status, From 8/14/2019 meeting)	\$33,651		Yes	Yes	Project	Current	\$33,651		\$0	
General Fund	Buildings and Facilities	residence/overnight housing for on-call deputies			Yes	Yes	Project	Current	\$0		\$0	
General Fund	Buildings and Facilities	Entry vestibule at Marshal's entry (snow/ice build up on step)	\$10,000			Yes	Project	Current	\$10,000	\$0	\$0	
General Fund	Buildings and Facilities	vestibule at main entry/air lock/reorient door/ADA access	\$10,000			Yes	Project	Current	\$10,000	\$0	\$0	
General Fund	Buildings and Facilities	Offsite storage for marshal's office, clerk's office	\$23,000		Yes		Project	Current	\$23,000	\$0	\$0	

General Fund	Buildings and Facilities	Town Hall + Comm Center Improvements. Includes: secure AC/replace with mini-split in Marshal's office, create conference/project layout space, Marshal's office secondary heating element, install additional circuits and run conduit for the circuits, trouble shoot floor heat/rezone areas/add AC, add AC/mini-spilt to storage/server room, create storage area for tables and equipt. in community room, reorg front office/add shelves in Town Clerk's office/new shelves in vault; air lock/vestibule at RR St community room entry,	\$238,000			Yes	Project	5-Year CIP				CIP
General Fund	Buildings and Facilities	New/additional community room			Yes	Yes	Project	5-Year CIP				
General Fund	Buildings and Facilities	New / Expanded Public Works Facility	\$400,000		Yes	Yes	Project	10-Year CIP				DoLA
General Fund	Buildings and Facilities	Public Works Indoor Vehicle Storage	\$92,000			Yes	Project	10-Year CIP				
General Fund	Buildings and Facilities	Public Works Shop Vehicle Exhaust Ventilation & Gen Ventilation	\$39,000			Yes	Project	10-Year CIP				
General Fund	Buildings and Facilities	Town Hall expansion			Yes	Yes	Project	10+				
General Fund	Heavy Equipment and Vehicles	Single Axle Plow Truck	\$55,000			Yes	Outlay	Current	\$55,000	\$0	\$0	CIP
General Fund	Heavy Equipment and Vehicles	Water Truck replacement - ADD 10/2019	\$50,000			Yes	Outlay	5-Year CIP	\$50,000	\$0	\$0	CIP
General Fund	Heavy Equipment and Vehicles	Street sweeper (purchase)	\$230,000			Yes	Outlay	5-Year CIP				CIP
General Fund	Heavy Equipment and Vehicles	Front End Loader	\$150,000			Yes	Outlay	5-Year CIP				CIP
General Fund	Heavy Equipment and Vehicles	Mini Excavator w/rubber tracks	\$65,000			Yes	Outlay	5-Year CIP				CIP
General Fund	Heavy Equipment and Vehicles	Pneumatic Compactor Roller	\$80,000			Yes	Outlay	5-Year CIP				CIP
General Fund	Heavy Equipment and Vehicles	Backhoe replacement	\$100,000			Yes	Outlay	10-Year CIP				CIP
General Fund	Heavy Equipment and Vehicles	Motor Grader	\$125,000			Yes	Outlay	10-Year CIP				CIP
General Fund	Heavy Equipment and Vehicles	Public Works - 1 Ton Truck Replacement	\$35,000			Yes	Outlay	10-Year CIP				CIP
General Fund	Heavy Equipment and Vehicles	Public Works - 1/2 Ton Truck Replacement	\$30,000			Yes	Outlay	10-Year CIP				CIP
General Fund	Heavy Equipment and Vehicles	Vacuum Truck 8" (split 3 funds); small unit at \$220,000 total	\$73,333			Yes	Outlay	10-Year CIP				CIP
General Fund	Operating Equipment and Supplies	IT: computer and server replacements (split 3 funds) - total cost is \$18,650	\$6,217				Outlay	Current	\$6,217	\$0	\$0	GF
General Fund	Operating Equipment and Supplies	Zero turn mower	\$15,000				Outlay	Current	\$15,000	\$0	\$0	GF
General Fund	Operating Equipment and Supplies	replace and upgrade phones and firmware	\$8,500				Outlay	5-Year CIP				GF

General Fund	Operating Equipment and Supplies	replace desktop computers	\$22,050				Outlay	5-Year CIP				GF
General Fund	Operating Equipment and Supplies	Steam and Weed/ Hotsie	\$20,000				Outlay	5-Year CIP				CIP
General Fund	Operating Equipment and Supplies	Comm Dev Software (building, permitting, land use) - annual fee \$7500	\$13,500				Outlay	10-Year CIP				CIP
General Fund	Operating Equipment and Supplies	Large Format Scanner and Plotter	\$18,000				Outlay	10-Year CIP				CIP
General Fund	Personnel, Staffing and Contracted Services	Master Plan Implementation	\$30,000	514G00	Yes	Yes	Project	Current	\$22,500	\$7,500	\$0	CIP; DoLA planning grant
General Fund	Personnel, Staffing and Contracted Services	Scanning and Electronic File Management Plan (digitize Town Hall records)	\$17,250				Project	5-Year CIP				
General Fund	Community and Economic Development	Region 10 Broadband Initiative - Anchor Build	\$120,000	5075G01	Yes	Yes	Project	Current	\$50,000	\$ -	\$0	CIP; DoLA; Region 10
General Fund	Community and Economic Development	Space to Create Initiative	\$650,000	CP1700	Yes	Yes	Project	Current	\$0	\$ 650,000	\$0	CIP; CCI; DoLA; Private Foundations
General Fund	Community and Economic Development	Expand middle mile fiber network through rest of Town					Project	5-Year CIP				CIP, DoLA
General Fund	Community and Economic Development	Signage and Wayfinding	\$75,000	533G00	Yes	Yes	Project	5-Year CIP				CIP; DoLA
General Fund	Law Enforcement	Spillman Software w/ Communications Equipment	\$60,000		Yes		Project	Current	\$25,000	\$0	\$0	General Fund
General Fund	Law Enforcement	Vehicle Replacement	\$45,000			Yes	Outlay	Current	\$45,000	\$0	\$0	General Fund
General Fund	Law Enforcement	Radar replacement	\$12,000				Outlay	Current	\$12,000	\$0	\$0	General Fund
General Fund	Law Enforcement	Additional staffing: FT deputy	\$75,000				Outlay	5-Year CIP				General Fund
General Fund	Law Enforcement	Vehicle Replacement	\$45,000				Outlay	5-Year CIP				General Fund
General Fund	Law Enforcement	State online court management system	\$7,500				Project	10-Year CIP				General Fund
Water Enterprise Fund		IT: computer and server replacements (split 3 funds) - total cost is \$18,650	\$6,217				Outlay	Current	\$6,217	\$0	\$0	Water Fund
Water Enterprise Fund		Grout valves at presed ponds					Project	Current	\$0	\$0	\$0	Water Fund
Water Enterprise Fund		Backup generator for Water Plant	\$75,000	931W00			Project	Current	\$75,000	\$0	\$0	Water Fund; FEMA
Water Enterprise Fund		Water System Interconnection	\$58,000	931W00			Project	Current	\$20,500	\$37,500	\$0	Water Fund; DoLA
Water Enterprise Fund		Backup compressor pump for water plant	\$5,000				Outlay	Current	\$5,000	\$0	\$0	Water Fund
Water Enterprise Fund		Water Meter at Water Tanks	\$10,000	931W00			Project	Current	\$10,000	\$0	\$0	Water Fund
Water Enterprise Fund		Water Meter Testing and Accuracy	\$10,000	931W00			Project	Current	\$10,000	\$0	\$0	Water Fund
Water Enterprise Fund		Water Supply Analysis	\$40,000	914W00			Project	Current	\$40,000	\$0	\$0	Water Fund, CWCB, DoLA
Water Enterprise Fund		Lena Street Water Main Replacement - Otto to Charles	\$95,000				Project	Current	\$95,000	\$0	\$0	Water Fund
Water Enterprise Fund		Surge and lightning protection	\$7,500				Project	Current	\$7,500	\$0	\$0	Water Fund
Water Enterprise Fund		Flow measurement improvements at Happy Hollow - REMOVE THIS (10/2019)	\$5,000				Outlay	Current	\$5,000	\$0	\$0	Water Fund
Water Enterprise Fund		Lake O improvements	\$50,000				Outlay	Current	\$50,000	\$0	\$0	
Water Enterprise Fund		Water Utility Augmentation: increase reliable water supply	\$750,000				Project	5-Year CIP	\$375,000	\$375,000		Water Fund; DoLA; CWCB; River District
Water Enterprise Fund		Water Modules for Treatment Plant - Q7-8 yrs	\$80,000				Outlay	5-Year CIP	\$80,000	\$0		Water Fund
Water Enterprise Fund		Water Conservation Plan / Basin Protection Implementation	\$25,000				Project	5-Year CIP	\$15,000	\$10,000		Water Fund; CWCB; River District

Water Enterprise Fund	Fencing for Water Treatment Plant	\$30,000				Project	5-Year CIP	\$30,000	\$0		Water Fund
Water Enterprise Fund	Video Inspection Transmission Lines	\$57,500				Outlay	5-Year CIP	\$57,500	\$0		Water Fund
Water Enterprise Fund	Water plant controls upgrade	\$25,000				Project	5-Year CIP	\$25,000	\$0		Water Fund
Water Enterprise Fund	Extend water mains downtown as needed	\$135,000				Project	5-Year CIP	\$67,500	\$67,500		Water Fund; DoLA, CDPHE
Water Enterprise Fund	2nd River Crossing	\$100,000				Project	5-Year CIP	\$50,000	\$50,000		Water Fund; CDPHE, DoLA, River District
Water Enterprise Fund	Increase storage east of the Uncompahgre River	\$750,000				Project	5-Year CIP	\$375,000	\$375,000		Water Fund; CDPHE, DoLA, River District
Water Enterprise Fund	Gauge / Diversion improvements					Outlay	5-Year CIP				
Water Enterprise Fund	Presed ponds: modify piping to provide for bypass of lake o water to the raw water distribution system and Happy Hollow water direct to treatment plant	\$10,000				Outlay	5-Year CIP	\$10,000	\$0		Water Fund
Water Enterprise Fund	Determine if the lease option is the best for generating ClO2	\$5,000				Outlay	5-Year CIP	\$5,000	\$0		
Water Enterprise Fund	Determine if ClO2 is the best option for taste, odor, color control	\$5,000				Outlay	5-Year CIP	\$5,000	\$0		
Water Enterprise Fund	Thorough inspection of roof and I beams for older water tank	\$10,000				Outlay	5-Year CIP	\$10,000	\$0		
Water Enterprise Fund	Relocate customers in the main pressure zone with very low pressure in the upper pressure zone	\$50,000				Project	5-Year CIP	\$50,000	\$0		
Water Enterprise Fund	Inspect tanks for corrosion and address as needed	\$10,000				Outlay	5-Year CIP	\$10,000	\$0		
Water Enterprise Fund	Hydrant and valve replacement (in saline areas) as needed	\$15,000				Outlay	5-Year CIP	\$15,000	\$0		
Water Enterprise Fund	Meter replacement as needed, consider "smart" meters for high users	\$150,000				Outlay	5-Year CIP	\$75,000	\$75,000		
Water Enterprise Fund	Address ball valve issues, as needed	\$20,000				Outlay	5-Year CIP	\$20,000	\$0		
Water Enterprise Fund	3rd Filter Train for Water Treatment	\$500,000				Project	10-Year CIP	\$250,000	\$250,000		Water Fund; DoLA; CWCB; River District
Water Enterprise Fund	Water Storage Tank Painting (will be needed around 2029)	\$300,000				Project	10-Year CIP	\$300,000	\$0		Water Fund
Water Enterprise Fund	Water Collection System - Pipe parts of Ridgway Ditch / Headgate Work	\$1,500,000				Project	10-Year CIP	\$750,000	\$750,000		CWCB, CRD, DoLA, WF, CDPHE
Water Enterprise Fund	Presedimentation Ponds Improvements and Piping	\$250,000				Project	10-Year CIP	\$125,000	\$125,000		Water Fund; DoLA; RD
Water Enterprise Fund	Pump replacement at water plant	\$20,000				Project	10-Year CIP	\$20,000	\$0		Water Fund
Water Enterprise Fund	Vacuum Truck (split 3 funds); small unit at \$220,000 total	\$73,333				Outlay	10-Year CIP	\$73,333	\$0		Water Fund
Water Enterprise Fund	Increase capacity by the Lake outfall - 400' of 12" line. (Longer term may need to increase pipe size in flatter sections of the ditch).	\$45,000				Project	10-Year CIP	\$45,000	\$0		Water Fund, CWCB, CDPHE, DoLA, River District
Water Enterprise Fund	Micro Hydro Feasibility and Construction	\$1,000,000				Project	10-Year CIP	\$500,000	\$500,000		Water Fund, CWCB
Water Enterprise Fund	Check and replace air vac valves on transmission lines as needed	\$10,000				Outlay	10-Year CIP	\$10,000	\$0		Water Fund
Water Enterprise Fund	Blower and Compressor Upgrades	\$40,000				Outlay	10-Year CIP	\$40,000	\$0		Water Fund
Water Enterprise Fund	Fiber connection to water treatment plant	\$130,000				Project	10-Year CIP	\$65,000	\$65,000		Water Fund; Region 10; DoLA
Water Enterprise Fund	Develop hydraulic model of distribution system	\$30,000				Outlay	10-Year CIP	\$30,000	\$0		Water Fund

Water Enterprise Fund	Chlorine room at water plant	\$40,000				Project	10+	\$40,000	\$0		Water Fund
Water Enterprise Fund	Plan for and expand water treatment plant	\$1,000,000				Project	10+	\$500,000	\$500,000		CDPHE, DoLA, RD
Sewer Enterprise Fund	IT: computer and server replacements (split 3 funds) - total cost is \$18,650	\$6,217				Outlay	Current	\$6,217	\$0	\$0	Sewer Fund
Sewer Enterprise Fund	Maintenance of lines with sags, grease, roots, and intruding taps (every 1-2 years)					Outlay	Current	\$0	\$0	\$0	Sewer Fund
Sewer Enterprise Fund	Lena Street Sewer Main Replacement	\$160,000	931S00			Project	Current	\$160,000	\$0	\$0	Sewer Fund
Sewer Enterprise Fund	Address sags and indents in collection system					Outlay	Current	\$0	\$0	\$0	Sewer Fund
Sewer Enterprise Fund	pond 2 curtain needs removed and replaced; getting too close to the aerator; look at bigger curtain in bigger pond also	\$25,000				Outlay	Current	\$25,000	\$0	\$0	Sewer Fund
Sewer Enterprise Fund	24 Hour Composite Sampler - Add to better measure influent loading (2020-2021)	\$5,000				Outlay	Current	\$5,000	\$0	\$0	Sewer Fund
Sewer Enterprise Fund	Preliminary Needs Assessment for relocating treatment plant or improvements to lagoons	\$30,000				Project	Current	\$22,500	\$7,500	\$0	Sewer Fund, DoLA Planning Grant
Sewer Enterprise Fund	Install grinder pump to accommodate and manage non-disposable wipes					Project	5-Year CIP				Sewer Fund
Sewer Enterprise Fund	Design and Install Secondary discharge pipe	\$10,000				Project	5-Year CIP				Sewer Fund
Sewer Enterprise Fund	Sludge removal (2021-2024)	\$100,000				Outlay	5-Year CIP				Sewer Fund
Sewer Enterprise Fund	Emergency generator - repair or replacement	\$80,000				Project	5-Year CIP				Sewer Fund
Sewer Enterprise Fund	Replace sewer lines recommended for replacement					Project	5-Year CIP				Sewer Fund
Sewer Enterprise Fund	Locate sources of inflow and infiltration during rain events (2020-2025)					Outlay	5-Year CIP				Sewer Fund
Sewer Enterprise Fund	River Park lift station - rebuild motor and/or replace (2023-2029)	\$10,000				Project	5-Year CIP				Sewer Fund
Sewer Enterprise Fund	Portable generator for chlorine metering pump (2020-2021)	\$5,000				Project	5-Year CIP				Sewer Fund
Sewer Enterprise Fund	Dissolved oxygen monitoring and aeration control (2020)	\$7,500				Project	5-Year CIP				Sewer Fund
Sewer Enterprise Fund	Fine Bubble Diffuser System or Replace Aeration - ESCO TEA (replace aerators)	\$425,000				Project	5-Year CIP				State of CO
Sewer Enterprise Fund	Vacuum Truck (split 3 funds); small unit at \$220,000 total	\$73,333				Outlay	10-Year CIP				Sewer Fund
Sewer Enterprise Fund	Lift station equipment replacement (2024-2029)	\$35,000				Outlay	10-Year CIP				Sewer Fund
Sewer Enterprise Fund	Fairgrounds lift station - rebuild pump/replace (2034- 2039)	\$20,000				Project	10-Year CIP				Sewer Fund
Sewer Enterprise Fund	Plan to upgrade the treatment system (when loading reaches 80% of approved design capacity - 0.194 MGD and 400 ppd of BOD)	\$100,000				Project	10-Year CIP				Sewer Fund
Sewer Enterprise Fund	Mechanical Wastewater Treatment Plant Upgrade	\$5,000,000				Project	10-Year CIP				DoLA; CDPHE
Sewer Enterprise Fund	Identify new plant site farther from the Town core					Project	10+				Sewer Fund
Sewer Enterprise Fund	Identify land where biosolids could be put to beneficial use					Project	10+				Sewer Fund

10/23/2019 DRAFT

TOWN OF RIDGWAY 2020 STRATEGIC PLAN

COMMUNITY VISION

Ridgway is a vibrant, welcoming, and community-minded small town situated in a beautiful mountain valley. We are diverse in age, background, and economic means. We share a deep connection to the outdoors, the lifelong pursuit of learning, and our railroad, ranching, and creative cultures. We are committed to being economically and ecologically sustainable.

COMMUNITY VALUES & GOALS

Achieving our vision will require us to strive to maintain certain aspects of Ridgway that the community values today, while recognizing that we will need to adapt in the face of a certain amount of growth and change over the next ten to twenty years. Our ability to adapt successfully will require a continual focus on—and balance between—five community values: healthy natural environment, sense of community and inclusivity, small town character and identity, vibrant and balanced economy, and well-managed growth.

Community Value 1

Healthy Natural Environment

From the Uncompahgre River to the Sneffels and Cimarron mountain ranges, Ridgway's incredible natural surroundings, and the recreational opportunities they provide, are one of the top reasons residents choose to live in our community. Protecting both the scenic values and ecological functions of natural areas in and surrounding Ridgway through responsible environmental practices is something the community values strongly. Ridgway must grow in a way that is attuned to its natural environment to protect these valuable resources. Ridgway residents must also be aware of the changes to our local environment that could arise as a result of climate change.

Goals:


ENV-1: Preserve, protect, and restore natural habitats, including for wildlife and ecosystems.

ENV-2: Strengthen the Uncompahgre River corridor as a community asset and environmental resource.

ENV-3: Proactively manage and protect Ridgway's water resources.

ENV-4: Advocate for the efficient use of resources and sustainable practices that work to eliminate harmful impacts to the health of the community or natural environment.

ENV-5: Maintain a healthy and resilient community forest.



	Healthy Natural Environment: 2020 Strategy	Responsible Party
1	Coordinate with Ouray County and the City of Ouray and other Ouray County Water Rights holders on county-wide water supply and water rights evaluation;	Public Works / Eng
2	Advance goals of the Town's Source Water Protection Plan including working with Ouray County on setbacks to the Town's water supplies in the unincorporated areas of Ouray County;	Public Works/ Planner
3	Complete water system interconnection with Tri-County Water Conservancy District;	Public Works / Eng
4	Review Adequate Water Supply Rules in RMC 7-6 and update Town Code;	Planner/ Public Works
5	Research and explore water conservation opportunities; Exercise and flush valves	Public Works / Parks
6	Ensure the cost of water is understood and user fees are in line with costs;	Public Works
7	Water supply analysis;	Public Works / Eng
8	Acquire and install backup generator and backup compressor pump for water treatment plant;	Public Works
9	Lake O Improvements: employ strategic solutions to mitigate reservoir evaporation and seepage;	Public Works / Eng
10	Stormwater improvements – Hyde St (Amelia to Elizabeth), Market/Lupe alley, and ... be specific	Public Works
11	Make available educational materials on radon mitigation, water and energy conservation, including dissemination of information via the Town website and other electronic media;	Building
12	Continue participation in the Sneffels Energy Board (SEB), including energy management and reporting in partnership with Ouray County and San Miguel County jurisdictions and implementation of the 2020 work plan;	Public Works
13	Complete water extension for trees in Cottonwood Park	Public Works / Parks
14	Coordinate with Ouray County on implementation of pest management and weed management plan, including the use of biological, chemical, mechanical control methods;	Public Works / Parks
15	Update Land Use Code to encourage water conservation and management in line with the Town's Water Conservation and Management efforts;	Planner / Public Works
16	Develop policy for maintenance of trees in Town rights-of-way;	Public Works / Parks
17	Perform state-mandated requirements for cross-connection outreach, reporting and tracking;	Public Works
18	Develop and roll-out Grease Trap Regulations; Explore opportunities for gray water use;	Public Works
19	Grout valves at pre-sedimentation ponds	Public Works / Eng
20	Purchase and install water meters at water tanks; test meters for accuracy; surge protection	Public Works
21	Replace water and sewer main lines in North Lena Street (Charles to Otto Streets)	Public Works
22	Maintain wastewater lines; replace pond 2 curtain; add 24-hour composite sampler;	Public Works
23	Preliminary Needs Assessment for relocating treatment plant or improvements to lagoons	Engineering

Community Value 2

Sense of Community & Inclusivity

Another aspect of living in Ridgway that residents highly value is the community, its inclusivity, and its diversity. Ridgway's residents represent a range of age groups, income levels, cultures, lifestyles, and political persuasions, and describe each other as friendly, welcoming, and close-knit. Residents also value how the community comes together in times of crisis or need to help one another. This strong sense of community is also demonstrated in how engaged residents are with Town affairs. Trends like increasing housing costs and a lack of affordable childcare make it difficult for many people to live in Ridgway. Looking to the future, residents would like to see Ridgway remain a diverse and inclusive community, not one that is homogeneous and unwelcoming of "others." Residents want to avoid the kinds of changes that have occurred in other small mountain towns, such as an influx of second homeowners.



Goals:

COM-1: Maintain Ridgway as a community that is accessible to a range of income levels, ages, and households.

COM-2: Encourage a diversity of housing options that meet the needs of residents.

COM-3: Encourage citizen participation and dialogue with elected and appointed officials and town administration in order to foster broad-based representation and input for local government decisions.

COM-4: Strive to be a model for transparency, efficiency, and good governance.

COM-5: Encourage a range of health, human, youth, senior, and other community services in Ridgway.

COM-6: Support education and lifelong learning in our community.

COM-7: Provide public safety and emergency response services to engage and protect the community.

	Sense of Community and Inclusivity: 2020 Strategy	Responsible Party
1	Complete predevelopment work and secure funding for the Space to Create workforce housing and economic development project;	Manager / Community Initiatives
2	Complete Land Use Code update to remove barriers and provide incentives for the creation of affordable housing;	Planner
3	Work with the Ouray County Housing Advisory Committee and provide technical support to the Committee as needed, including additional discussions county-wide on the viability, future, purpose and role of the Advisor	Planner
4	Work with developers through the Planned Unit Development process to secure deed restricted workforce housing;	Planner
5	Organize and facilitate one regional law enforcement training opportunity;	Marshal
6	Complete training with the Ouray County Sheriff's Office and City of Ouray Police Department to improve skills and foster good relations across the jurisdictional departments;	Marshal
7	Support, grow and promote victim advocacy and victim's rights	Marshal
8	Develop a community outreach, feedback, and education program, including outreach on leash laws and dog owner responsibilities, securing trash containers and being bear-aware, town-wide speed limits, etc.;	Marshal
9	Improve baseball field in the Athletic Park	Public Works / Parks
10	Parks and Trails map update	Public Works / Parks
11	Create strategy for housing development	Manager / Planner
12	Participation in Ouray County Health Initiatives	Community Initiatives

Small Town Character & Identity

Although they may differ on how to define “small town character,” residents feel strongly that it’s a key part of Ridgway’s identity. This small town character is evident in the size of the community, the slower and more laid back pace of life, the unpaved streets, the surrounding ranch land and associated activities, the ability of residents to easily walk from one end of town to the other, and the many activities and businesses that are geared toward locals. Although these characteristics are common among many small towns across Colorado, Ridgway stands out from other tourism-dependent communities as a town that relies on tourism to some degree—but retains its commitment to locals and still feels very much like a “real” community. Beyond small town character, this feeling is derived from a blend of Ridgway’s historic past as a western railroad town, its ranching and agricultural community, its proximity to the mountains and outdoor recreation, and its Creatives and innovative entrepreneurs.

Goals:

CHR-1: Support vibrant, diverse, safe, and well-connected neighborhoods.

CHR-2: Protect and preserve Ridgway’s historic assets.

CHR-3: Promote Ridgway’s identity as a ranching and agricultural community and preserve the rural character of landscapes surrounding Ridgway.

CHR-4: Promote Ridgway’s identity as a creative and innovative community where creative individuals and enterprises thrive.

CHR-5: Promote a range of opportunities and spaces for community gatherings and interactions.

CHR-6: Maintain and enhance Ridgway’s gateways, entry-corridors, and scenic vistas.

CHR-7: Develop an interconnected system of parks, trails, open space, and recreational facilities that meets the needs of Ridgway’s residents and visitors.



	Small Town Character and Identity: 2020 Strategy	Responsible Party
1	Expand community outreach and information sharing efforts;	Community Initiatives
2	Heritage Park gateway Improvements	Community Initiatives/ Public Works
3	Final design and construction of the Athletic Park Pavilion	Planner/ Public Works
4	Acquire trail easements connecting into the Uncompahgre Riverway Trail	Manager
5	Construct entry vestibule at Marshal’s Office	Building
6	Construct vestibule at main Town Hall entry and do ADA improvements	Building
7	Secure longer-term storage, vault organization, record management and retention and destruction for official records; building and planning records,	Clerk
8	Purchase zero-turn mower	Parks
9	Partner with GOCO on Youth Corps project	Parks
10	Green Main Street Pilot Project	Community Initiatives

Vibrant & Balanced Economy

Ouray County's economy is largely centered on service industries oriented towards tourism, particularly industries such as food services and accommodation. While Ridgway's reliance on tourism is somewhat less than the County, it is still subject to seasonal fluctuations in business activity. These service jobs tend to pay low wages that make it even more difficult for those who work in Ridgway to live here as well. Residents expressed a strong desire to diversify the local economy and to create well-paying, full-time, year-round jobs. Through its participation in the Main Street and Creative District programs, the Town has been active in promoting community and economic development in recent years. While a number of businesses and Creatives have chosen to base their operations in Ridgway for quality of life reasons, many employers struggle to hire qualified employees, find space as they grow, market their creations, and face other challenges. Larger shifts in the national economy towards telecommuting mean that workers no longer need to physically commute to an office. With fast internet speed, residents will increasingly be able to pursue job opportunities and careers in industries not currently located in Ridgway. Alternatively, home-based entrepreneurs will be able to access customers or clients located around the globe.



Goals:

ECO-1: Create a vibrant, diverse, and sustainable year-round local economy that reflects Ridgway's social fabric, values, and character.

ECO-2: Support the retention and expansion of local businesses.

ECO-3: Balance the need to preserve the quality of life for residents with business needs.

	Vibrant and Balanced Economy: 2020 Strategy	Responsible Party
1	Participate in Local and Regional Broadband Efforts, including completion of the Carrier Neutral Location, antennae and connecting local government and anchor institution buildings, and planning for future town-wide connectivity with Region 10 and Ouray County governments;	Manager/ Public Works
2	Plan, manage and employ successful Summer Concert Series and Love Your Valley Fest;	Clerk
3	Plan, manage and employ Creative District MoonWalk and MoonTalk Events, First Fridays and Film Festival;	Community Initiatives
4	Partner with Regional Creative Districts and the Ridgway Area Chamber of Commerce to advance the Creative Corridors Initiative;	Community Initiatives
5	Partner with Colorado Creative Industries to further develop and grow the Ridgway Creative District, including consideration of feedback and recommendations from the Creative District Committee, and training and educational opportunities for the Creative District Committee;	Community Initiatives
6	Partner with the Department of Local Affairs on the Main Street Program and implement priority recommendations from the Main Street Downtown Assessment focused on economic restructuring, design, organization and promotions	Community Initiatives
7	Identify and complete a priority Creative District project with Colorado Creative Industries matching grant;	Community Initiatives
8	Track and explore opportunities with online sales tax collection for Home Rule Communities	Clerk

Well-Managed Growth

Based on projections in the Community Profile, Ridgway is expected to add between 150 and 700 new residents by 2050. In addition, growth in the surrounding region—which includes Ouray, Montrose, and San Miguel counties—will continue to have direct and indirect impacts on Ridgway’s housing, transportation system, environment, and quality of life. Growth limitations in the City of Ouray and Ouray County will further amplify growth pressures on the Town of Ridgway. Uncertainty regarding the extent of and potential impacts of future growth are of critical concern to the community. However, Ridgway has the ability through its policies and regulations, intergovernmental agreements, and other tools to help inform where and how growth will occur in the future, the types of growth the community would like to see, and guide the character and form of future development.

Goals:


GRO-1: Manage growth and development in order to maintain Ridgway’s small town character, support a diverse community, and create employment opportunities.

GRO-2: Ensure public infrastructure, utilities, facilities, and services are sufficient to meet the needs of residents and businesses as the town grows.

GRO-3: Proactively mitigate natural and human-made hazards.

GRO-4: Develop a safe and efficient multi-modal transportation system, balancing the needs of all users.

GRO-5: Utilize Ridgway’s parking resources effectively.



	Well-Managed Growth: 2020 Strategy	Responsible Party
1	Prioritize and implement Master Plan recommendations, including recommendations, priorities and Land Use Code updates;	Planning
2	Update regulations for shared utility taps and shared water meters;	Planning/ Public Works
3	Participate in 2020 Census efforts;	Planning
4	Sign Code Update;	Planning
5	Participate in regional transportation planning and implementation efforts including: Gunnison Valley Transportation Region, Ouray County Transit Advisory Council, and the San Miguel Transit Advisory Council with Regional Transit Authority initiative, as appropriate;	Public Works
6	Appraisal of potential future South Railroad Street?	Manager
7	Finalize GIS database for water and sewer infrastructure, including catalog all mechanical equip;	Public Works
8	Develop and organize volunteer efforts, focused on procedural rules, expectations, purpose, etc. for Council appointed commissions, boards, committees and task forces;	Manager/ Community Initiatives
9	Improve and organize online filing systems;	Manager / Clerk
10	Organize and Update Administrative Policies;	Clerk
11	Develop a community outreach, feedback, and education program, including outreach on leash laws and dog owner responsibilities, securing trash containers and being bear-aware, town-wide speed limits, etc.;	Marshal
12	Complete update of Town Standards and Specifications for development	Public Works
13	Address access to Ridgway Ditch & adjacent development, including building and septic setbacks, Ditch access, and land use opportunities with Ouray County to protect the Ditch	Public Works / Planner
14	Work with Ouray County to monitor development that could impact water transmission lines;	Public Works / Planner
15	Replace hydrants and valves as needed on water distribution system	Public Works
16	Amelia Street design (CR5 to Yates Subdivision)	Public Works
17	Roadway striping (stop bars, ADA, etc); monitor downtown concrete	Public Works
18	Purchase single-axle plow truck, water truck, Marshal’s vehicle and radar	Public Works
19	Purchase new server	Manager



Gunnison Valley Transportation Planning Region

Counties: Delta, Gunnison, Hinsdale, Montrose, Ouray, and San Miguel

CDOT Region: 3, 5

DRAFT Vision Statement: The Gunnison Valley TPR will accommodate the region's existing and future multimodal transportation needs by maintaining a safe, convenient, reliable, and efficient transportation network that supports the economic growth of the region by providing transportation choice for residents, visitors, and tourists of the region.



Key Data Findings:



2015 Population: 98,088
2045 Forecasted Population: 145,370



2015 Jobs: 52,892
2045 Forecasted Jobs: 78,402



Top Industries: agriculture, energy, outdoor recreation, tourism, and hunting



2015 Vehicle Miles of Travel (VMT): 2.4 Million
2045 Vehicle Miles of Travel (VMT): 4.1 Million



124 Miles of highway with high drivability life
434 Miles of highway with moderate drivability life
129 Miles of highway with low drivability life

What we've heard about the NAME TPR:

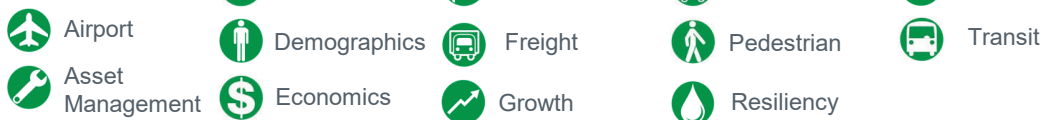
- **748** comments specifically about the Gunnison Valley TPR
- **169** surveys completed by residents with a zip code in the Gunnison Valley TPR
- When asked, "What trends and issues do you think have the biggest impact on your daily life today and in the future?" respondents in the Gunnison Valley TPR selected:
 1. Road condition and safety
 2. Growth and congestion
 3. Lack of travel options
- The highest frequency topics for location-specific comments in the Gunnison Valley TPR (in order of frequency) include: safety, road condition, bike/ped connectivity, transit, shoulders, congestion, and funding.

Non-Corridor Specific Needs:

- Provide additional travel options
- Accommodate travel needs of vulnerable populations

Note: These non-corridor specific needs are based on the key data findings and the public and stakeholder comments received to date. We would like your feedback on how important each of these non-corridor specific needs are to the TPR.

Legend

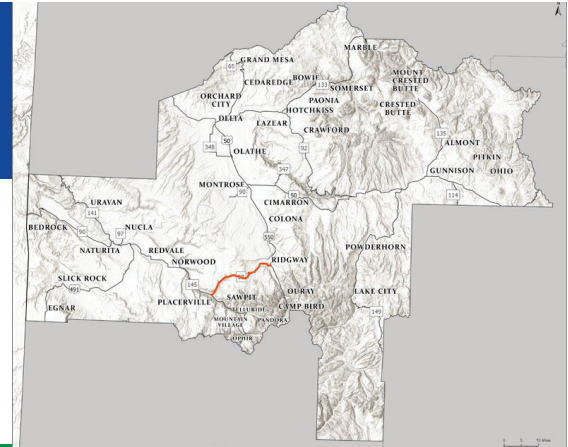




State Highway 62: Between Placerville and Ridgway (PGV7003)

Corridor Designation(s):

- National Highway System
- High Density Bicycle Corridor (R5-6)
- Scenic Byway - San Juan Skyway



Key Data Findings:

	Passes through census tract with higher percentage of: Aging Population (65+) and Disabled Population
	One segment of corridor has shoulders less than 2' (Ridgway). Two segments of the corridor have elevated crash patterns (LOSS 3 or 4). Dense wildlife crashes
	Bustang Outrider operates on corridor. Local transit operates on corridor. Bustang Outrider stop at Ridgway
	High stress for bicycling. Main street through Ridgway
	Low Redundancy
	Provides access to recreational area

What we've heard about the Corridor:

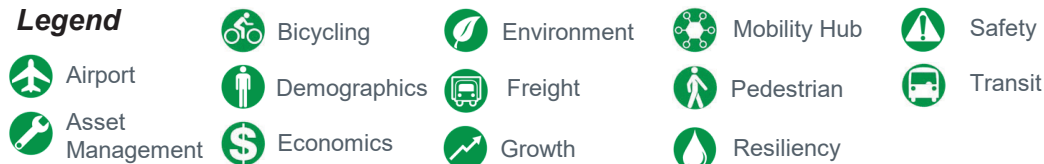
- 14 comments:
- Safety concerns (speed)
- Turn lane concern at CR24D crossing
- Desire for safer pedestrian crossing at US 550
- Road conditions on SH 62 and US 550 intersection
- Environmental concerns at SH 62 and SH 145
- Desire for more bus/transit

Corridor Needs:

- Eliminate shoulder deficiencies
- Mitigate elevated crash patterns (including wildlife crashes)
- Accommodate travel needs of vulnerable populations
- Improve bicycle accommodation
- Address environmental impacts (air pollution, noise)
- Enhance walkability in areas with high pedestrian (downtown)

Note: These corridor needs are based on the key data findings and the public and stakeholder comments received to date. The corridor needs are listed in the ranked order from the TPR survey administered August 2019.

Legend

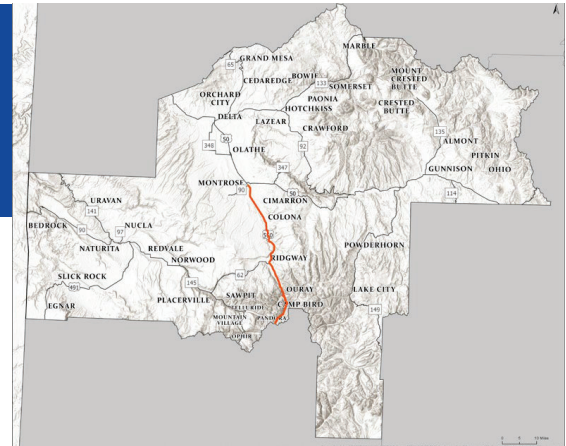




US Highway 550: Between Durango and Montrose (PGV7018)

Corridor Designation(s):

- National Highway System
- Colorado Freight Corridor
- High Density Bicycle Corridor (R3-4)
- Scenic Byway - San Juan Skyway (Ridgway to San Juan County Line)



Key Data Findings:

	Passes through census tract with higher percentage of: Aging Population (65+), Disabled Population and Low-income Population
	Moderate congestion South of Montrose to Colona (2030, 2045). Moderate to High congestion on short segment South of Montrose (2030, 2045)
	Six segments of the corridor have shoulders less than 2'. Three segments of the corridor have elevated crash patterns (Pandora, Ouray and Colona) (LOSS 3 or 4). Dense wildlife crashes
	Low drivability life - three segments (main segment south of Ridgway)
	Bustang Outrider operates on corridor (Ridgway to Montrose). Local transit operates on corridor
	High bicycle activity south of Ridgway. High stress for bicycling. Main street through Montrose and Ouray
	High Criticality. Low Redundancy. Large avalanche path area (Ouray to Southwest TPR)
	High concentration of jobs in Montrose. Provides access to recreational area

What we've heard about the Corridor:

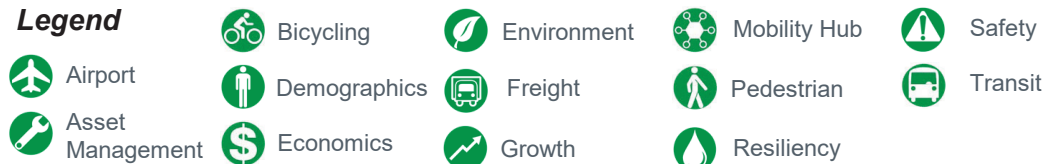
- 93 comments:
- Desire for safer road (33 comments, center lane dangerous, passing lanes, shoulders, guard rails, bike/ped connectivity)
- Desire for better road conditions
- Desire for wildlife mitigation
- Desire for shoulders and passing lanes
- Desire for better bike/ped connectivity
- Desire for more bus/transit

Note: These corridor needs are based on the key data findings and the public and stakeholder comments received to date. The corridor needs are listed in the ranked order from the TPR survey administered August 2019.

Corridor Needs:

- Address unsafe passing conditions
- Address safety concerns
- Address pavement condition where drivability life is poor
- Address increasing congestion to improve access to jobs, recreation, and tourist destinations
- Eliminate shoulder deficiencies
- Mitigate risk associated with natural disasters (avalanche)
- Mitigate elevated crash patterns (including wildlife crashes)
- Improve travel conditions for trucks and heavy vehicles
- Provide additional travel options
- Accommodate travel needs of vulnerable populations
- Improve bicycle accommodation
- Enhance walkability in areas with high pedestrian (downtown)






Legend





Gunnison Valley

State Highway 62: Between Placerville and Ridgway (PGV7003)






Project ID	State Highway	Project Name	Project Description	Project Cost(\$M)	 Safety	 Mobility	 Economic Vitality	 Asset Management	 Strategic Nature
1027	US 50, US 550, SH 62, SH 145	Essential Bus Service between Grand Junction to Telluride (Proposed Outrider Service)							
1028	US 550, SH 62, SH 145	New Regional Transit Service between Montrose and Telluride	New Montrose-Telluride general public fixed-route service via US 550, CO 62, and CO 145; 2 full size buses, 7 days/week, 4 trips/day; Potential stops include Montrose, Colona, Ridgway, Placerville and Telluride.	\$4.23					
1029	US 550, SH 62	New Regional Transit Service between Montrose and Placerville	Regional Transit Service from Montrose to Placerville 5 days/week, 8 trips/day	\$4.20					
1490		Region 5 Shoulder Study	Region will hire independent consultant to identify the best location for limited shouldering funds.						
1470	SH 62	SH 62 and railroad in Ridgway	Align N and S Railroad Ave with RAB.	\$5.00					
1471	SH 62	US 550 and CR24 Intersection Improvements	Widening and restripe for turn lane onto CR24. ROW	\$0.33					
1472	SH 62	Multi-modal improvements to US550/62 Intersection.		\$1.50					
1106*	SH 62	SH 62 Intelligent Transportation Systems Infrastructure	Installation of fiber-optics and ITS devices between Ridgway SH 145 and US 550	\$6.00					
ADD		Amelia Street/62 safety improvements	overpass/underpass/other						
ADD		CR24B/ Hwy 62 left turn lane							
ADD		Ridgway Park and Ride							

*Previously identified priority project



Gunnison Valley

US Highway 550: Between Durango and Montrose (PGV7018)






Project ID	State Highway	Project Name	Project Description	Project Cost(\$M)	 Safety	 Mobility	 Economic Vitality	 Asset Management	 Strategic Nature
1026	US 50, US 550	ITS/CAV: CDOT Strategic Fiber Network; add fiber on US 50 and US 550							
1027	US 50, US 550, SH 62, SH 145	Essential Bus Service between Grand Junction to Telluride (Proposed Outrider Service)							
1028	US 550, SH 62, SH 145	New Regional Transit Service between Montrose and Telluride	New Montrose-Telluride general public fixed-route service via US 550, CO 62, and CO 145; 2 full size buses, 7 days/week, 4 trips/day; Potential stops include Montrose, Colona, Ridgway, Placerville and Telluride.	\$4.23					
1029	US 550, SH 62	New Regional Transit Service between Montrose and Placerville	Regional Transit Service from Montrose to Placerville 5 days/week, 8 trips/day	\$4.20					
1031*	US 550	US 550 Intelligent Transportation Systems Infrastructure	Installation of fiber-optics and ITS devices between Montrose and Silverton	\$30.00					
1485	US 550	US 550 Pacochupuk Project	Passing lane- Pacochupuk-CR8. Wildlife mitigation at Alkali Cr. Restriping at Dutch Charlie entrance-right turn decel.	\$10.20					
1486	US 550	US 550 Otter Road to County Line	Add passing lanes	\$6.00					
1131*	US 550	US 550: Safety Improvements	This project will improve intersections by restriping lanes, installing left and right turn lanes and realigning side roads to increase sight distance for drivers turning onto the highway. It will also install deer fence and guards to increase wildlife safety and use CDOT's RoadX program and technology to increase wildlife-vehicle safety in the corridor. This project will also consolidate or eliminate access points and construct a 1-mil-long passing lane in each direction.	\$22.48					
1128	US 550	Montrose Park-n-Ride	Construct a Park-n-Ride in Montrose (SH 550) to replace the current IC and regional stop at the gas station; 120 spaces	\$1.45					
1487	US 550	US550 Red Mtn FLAP	Intersection, cribwall and parking improvements	\$4.10					
1129	US 550	Ridgway Park-n-Ride	Construct a Park-n-Ride in Ridgway	\$0.20					
1132*	US 550	US 550: Ridgway to Ouray Shoulder Widening	Shoulder widening between Ridgway and Ouray.	\$17.60					

*Previously identified priority project



Gunnison Valley

US Highway 550: Between Durango and Montrose (PGV7018) - continued

Project ID	State Highway	Project Name	Project Description	Project Cost(\$M)	 Safety	 Mobility	 Economic Vitality	 Asset Management	 Strategic Nature
1133*	US 550	US 550: Shoulder Improvements, Deer Fencing and Animal Underpasses between Uncompahgre River and Colona (Billy Creek)	This project will improve three miles of the shoulders along US 550 between the Uncompahgre River and Colona at Billy Creek. An animal underpass will be constructed, as well as deer fencing and animal escape ramps.	\$30.54					
1135	US 550	Lots of head on collisions	Ouray County - Forward Collision Warning (FCW)						
1488	US 550	Red Mountain Pass	Increase Truck Parking						
1489	US 550	US550/SH62 Bike and Ped Improvement		\$1.50					
1130	US 550	New Regional Ouray County Combined General Public/Human Services Transportation	New Ouray County combined general public/human services transportation; 7 days/week; 1 vehicle	\$2.19					
1134	US 550	Pedestrian Safety	Montrose County - Pedestrian Detectors (intersection)						
ADD		Uncompahgre Riverwat Trail	Montrose to Ouray						
ADD		CR24/Hwy 550 Left Turn Lane							
ADD		Shoulders: Ridgway to Ouray							

*Previously identified priority project

ADD CR 10/ Hwy 550 Overpass/Underpass Bike/ Ped trail access